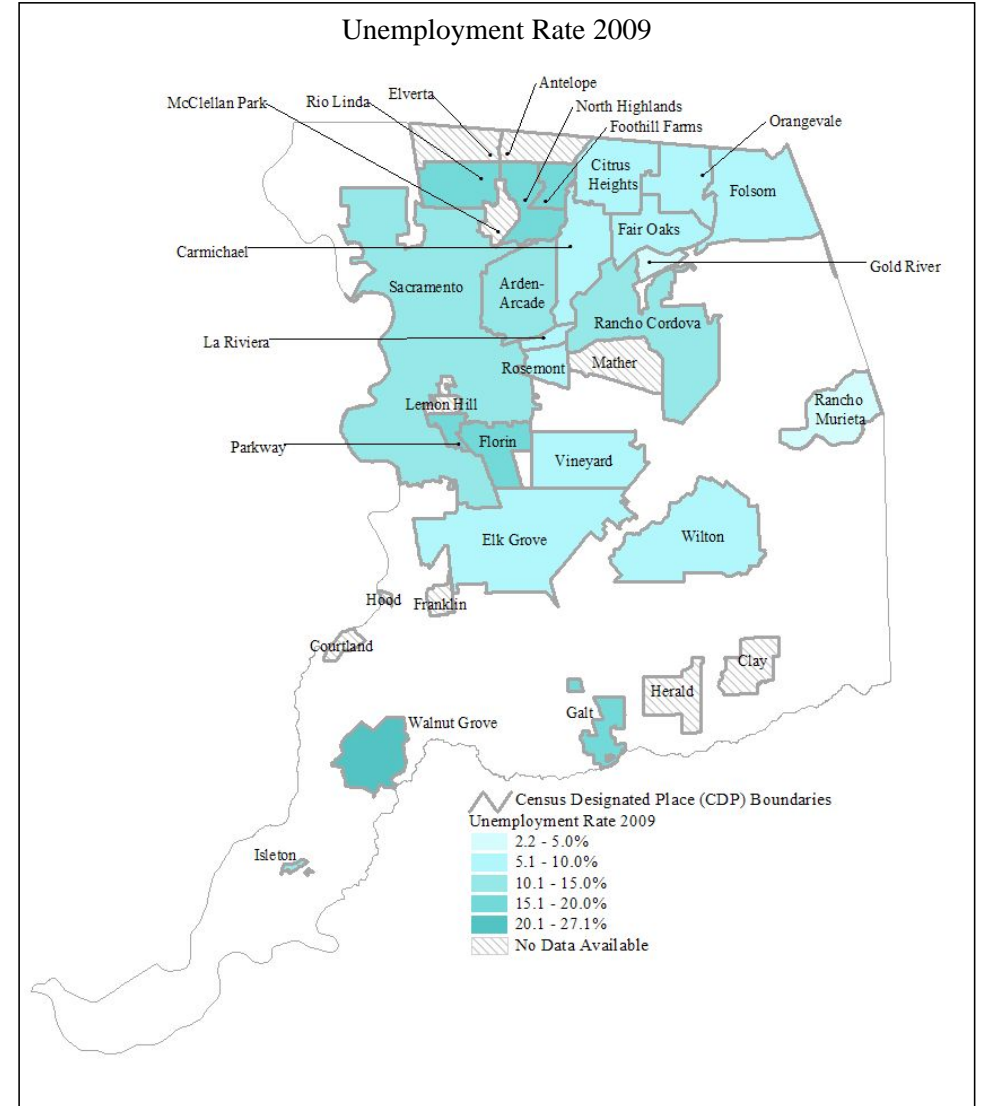
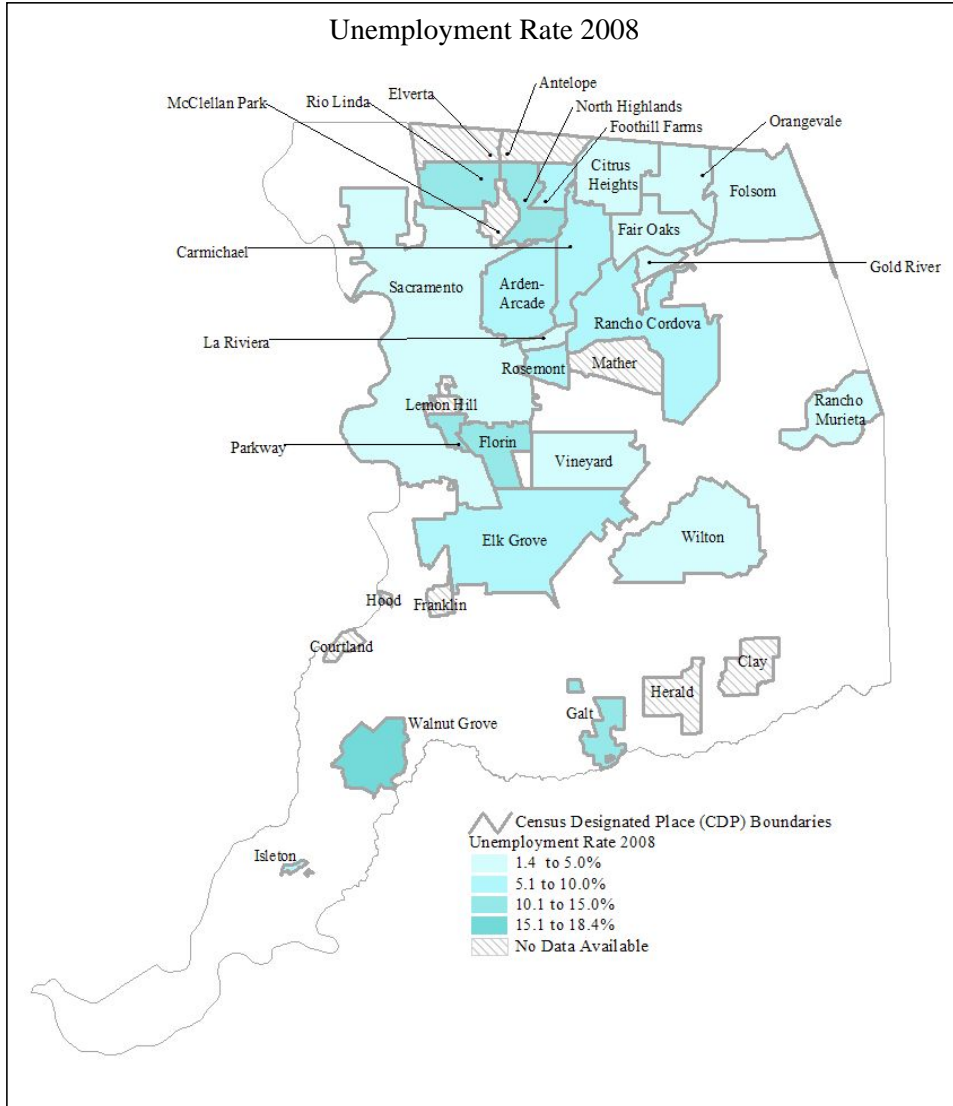
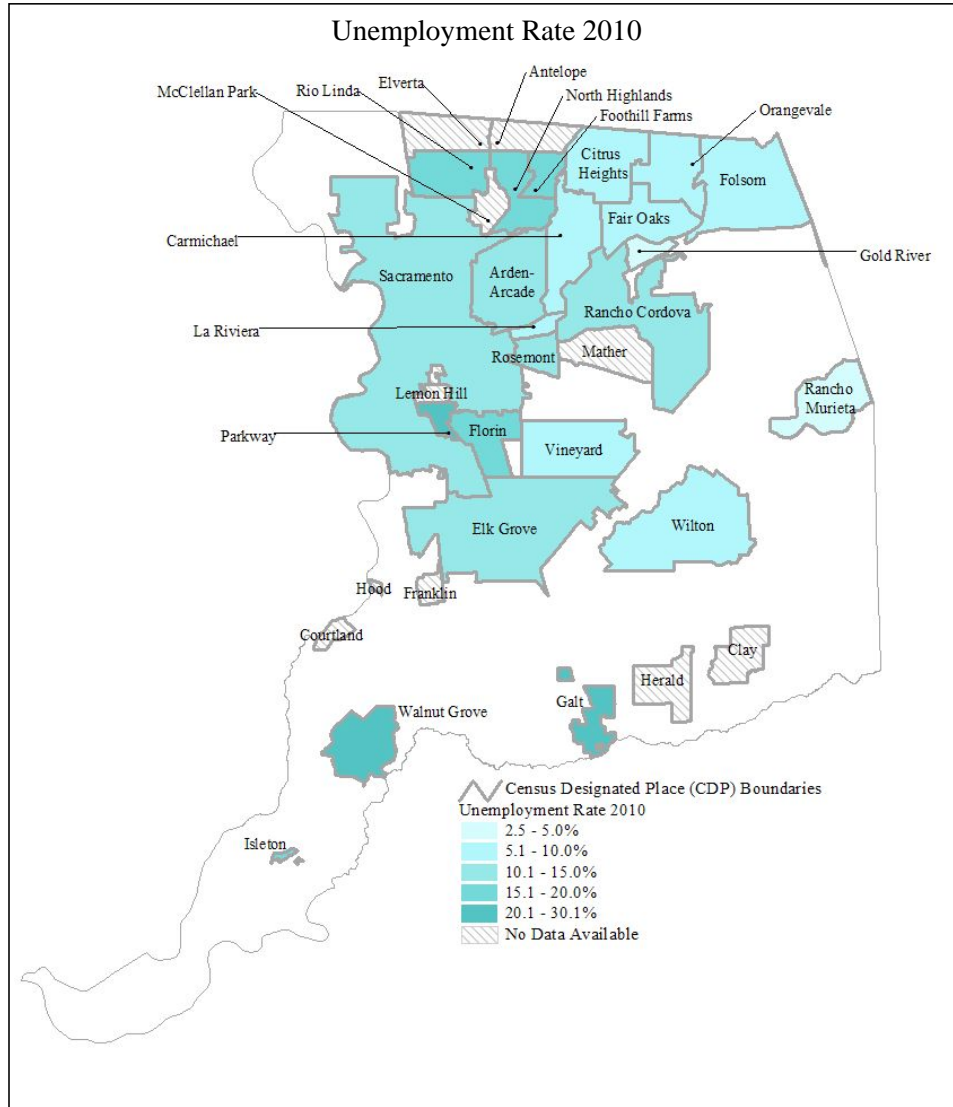


# Unemployment Rate 2008-2010 by Census Designated Place (CDP)



# Unemployment Rate 2008-2010 by Census Designated Place (CDP)



Monthly Labor Force Data for Cities and Census Designated Places (CDP)  
Annual Average 2008-2010  
Data Not Seasonally Adjusted

Cities and Census Designated Place (CDP)	Unemployment Rate 2008	Unemployment Rate 2009	Unemployment Rate 2010
Sacramento County	7.1%	11.3%	12.8%
Arden Arcade CDP	7.1%	11.2%	12.7%
Carmichael CDP	5.5%	8.8%	10.0%
Citrus Heights city	5.0%	7.9%	9.0%
Elk Grove CDP	5.8%	9.2%	10.4%
Fair Oaks CDP	3.8%	6.1%	7.0%
Florin CDP	11.4%	17.6%	19.7%
Folsom city	3.2%	5.1%	5.9%
Foothill Farms CDP	9.9%	15.4%	17.3%
Galt city	11.9%	18.2%	20.4%
Gold River CDP	1.4%	2.2%	2.5%
Isleton city	9.7%	14.9%	16.8%
La Riviera CDP	4.2%	6.8%	7.7%
Laguna CDP	3.8%	6.2%	7.0%
Laguna West Lakeside CDP	5.0%	8.1%	9.2%
North Highlands CDP	11.4%	17.5%	19.6%
Orangevale CDP	4.8%	7.7%	8.8%
Parkway South Sacramento CDP	12.9%	19.7%	22.0%
Rancho Cordova City	8.2%	12.9%	14.6%
Rancho Murieta CDP	2.3%	3.8%	4.3%
Rio Linda CDP	11.5%	17.7%	19.8%
Rosemont CDP	6.0%	9.5%	10.8%
Sacramento city	8.4%	13.2%	14.9%
Vineyard CDP	3.6%	5.8%	6.6%
Walnut Grove CDP	18.4%	27.1%	30.1%
Wilton CDP	4.8%	7.7%	8.8%

Source: Employment Development Department  
Labor Market Information Division